

**NKL-F-001A1L-00C-BK** — 1 fiber

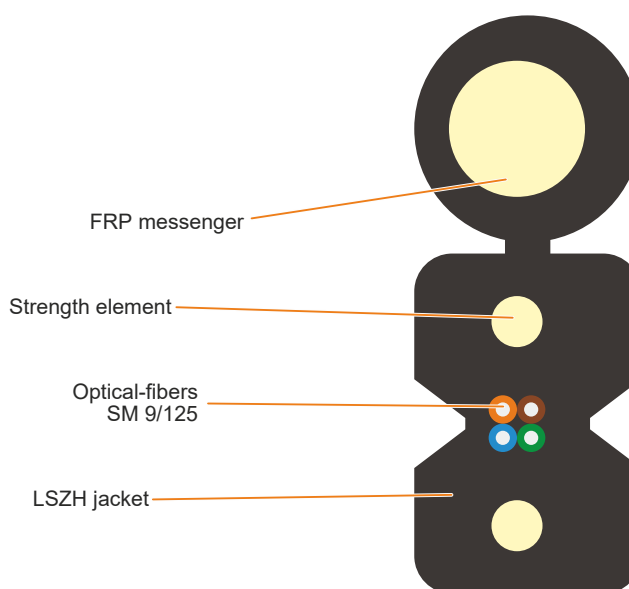

**NKL-F-002A1L-00C-BK** — 2 fibers

**NKL-F-004A1L-00C-BK** — 4 fibers

Fiber-Optic Cable, SingleMode 9/125  $\mu\text{m}$ , G.657.A1, FTTx, indoor/outdoor, with fiberglass rods and messenger, LSZH Hr(A)-HFLT<sub>x</sub>, black

The optical cable of a self-supporting structure with two power elements, the “butterfly,” is intended for installation inside buildings, in cable trays and channels, and also for external installation along external facades of buildings. It is used in FTTx networks, as well as for laying in networks up to workstations or to apartments and offices of subscribers, it can be used as a distribution network in an optical network inside a building. The flat compact cable jacket provides excellent flexibility and reliable protection of optical fibers, while providing easy and convenient access to the fibers.

The NKL-F-xxxA1L-00C-BK cable contains one, two or four optical fibers conforming to ITU-T G.657.A1 and ITU-T G.652.D standards. The outer shell is made of LSZH (Low Smoke Zero Halogen) non-flame retardant compound, which is low-smoke and does not emit toxic compounds during combustion, the performance is Hr(A)-HFLT<sub>x</sub>.



#### **NKL-F-004A1L-00C-BK**

4 singlemode fibers 9/125, G.657.A1 & G.652.D standards,  
indoor / outdoor, LSZH, black

#### **Marking:**

NIKOMAX NETWORK SOLUTIONS /// NIKOLAN NKL-F-004A1L-00C-BK 4 x SINGLE MODE 9/125 ITU-T G.652.D & G.657  
LSZH -40C ( Hr(A)-HFLT<sub>x</sub> ) (FC) **YYMM xxxxM**



#### **Package content**

Optical Fiber Cable

1 km

The manufacturer reserves the right to change the appearance and characteristics of the product, without reducing its consumer properties








### Specification

Part Number	NKL-F-001A1L-00C-BK	NKL-F-002A1L-00C-BK	NKL-F-004A1L-00C-BK
Number of fibers	1	2	4
Type of optical fiber	Single Mode 9/125		
Compliance	ITU-T G.657.A1 & ITU-T G.652.D		
Diameter of Tight buffer	250 ± 10 microns		
Strength element	FRP wire		
Strength element diameter, mm	0.5		
messenger	FRP messenger		
Diameter of wire rope, mm	1.2		
Material of outer jacket	Low Smoke Halogen Free Compounds (LSZH)		
Application	Indoor/Outdoor		
Outer cable jacket size, mm	2 ± 0.1 x 5,1 ± 0.1		
Color	Black		
Mass density (kg) per unit length (km)	14		
Bending radius when laying, mm	≥ 15		
Bending radius when operation, mm	≥ 30		
Maximum tensile strength, H	600		
Temperature ranges	Storage from -40 to +60 °C. Laying and installation from 0 to +60 °C. Operation 0 to +60 °C.		
Maximum crushing force, N/100 mm	2200		
Individual packing	Wooden drum in carton box		
Packing size (LxWxH), mm	310 x 310 x 250		
Warranty	Component - 5 years. 25 years - as part of a certified NIKOMAX SCS		

### Order table

Part number	Number of fibers	Type of optical fibers	Jacket	Individual packing	
				Size, mm	Weight, kg
NKL-F-001A1L-00C-BK	1	SM 9/125	LSZH	310 x 310 x 250	15.5
NKL-F-002A1L-00C-BK	2	SM 9/125	LSZH	310 x 310 x 250	15.5
NKL-F-004A1L-00C-BK	4	SM 9/125	LSZH	310 x 310 x 250	15.5

### Color identification of optical fibers

Part numbr	1	2	3	4
NKL-F-001A1L-00C-BK				
NKL-F-002A1L-00C-BK				
NKL-F-004A1L-00C-BK				

\* - fiber with a transparent buffer color